

Assembling your handset and connecting wirelessly

*Please note your handset will only connect to the Internet once your router is set up correctly. Please see the online router set up guides to see the options you have when connecting your router to the Internet.



 01329 558 555

You have **2** options when setting up your new handset to the internet. A **wired** option where the handset is connected directly to the router (please see page **13**) or a **wireless** connection. Your **USB dongle** will already be plugged into the USB port on the back of your handset. **Please note the wireless option is only available if you have purchased the wireless handset package.**

Setting up the handset:

1. Setting up your handset:

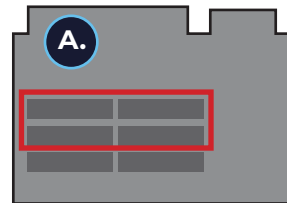
Taking the handset cord, plug the short end into the bottom of the receiver. Then plug the other end into the port marked with a phone icon on the back of the handset. Your handset has 2 different options when assembling your desk mount. Please see point 3 and 3.1 to choose the correct angle for your business needs.

2. Powering up:

Plug your power adapter into the mains socket then plug the other end into the DC5V socket on the rear of the handset.

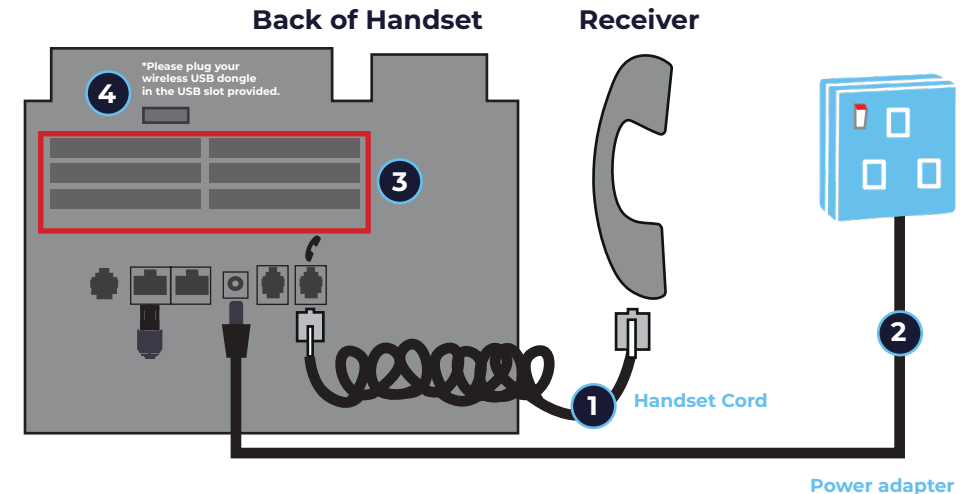
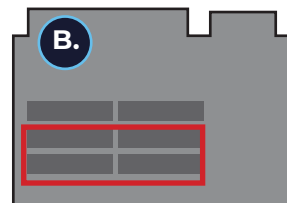
3. Handset stand - Option A:

On the back of your handset you have 6 different slots for your phone stand. Using the top 4 slots, diagram A sets your handset at a 40 degree angle.



3.1 Handset stand - Option B:

On the back of your handset you have **6** different slots for your phone stand. Using the **bottom 4** slots, diagram **B** sets your handset at a 45 degree angle.



Connecting to the internet wirelessly

Wireless connection:

4. If you have purchased the wireless package, The **USB dongle** should already be in the USB port on the back of your handset however if this isn't the case please plug the **USB dongle** from your box into the USB port on the back of your handset. This dongle then connects you to your router through the Wireless Access Point.

5 Connecting to the internet:

This is an automatic process.

As long as your router is set up and connected to the Internet, your handset will now automatically connect to your router.

(Your SSID and password are available on your wireless key card, please contact us if your details need updating).